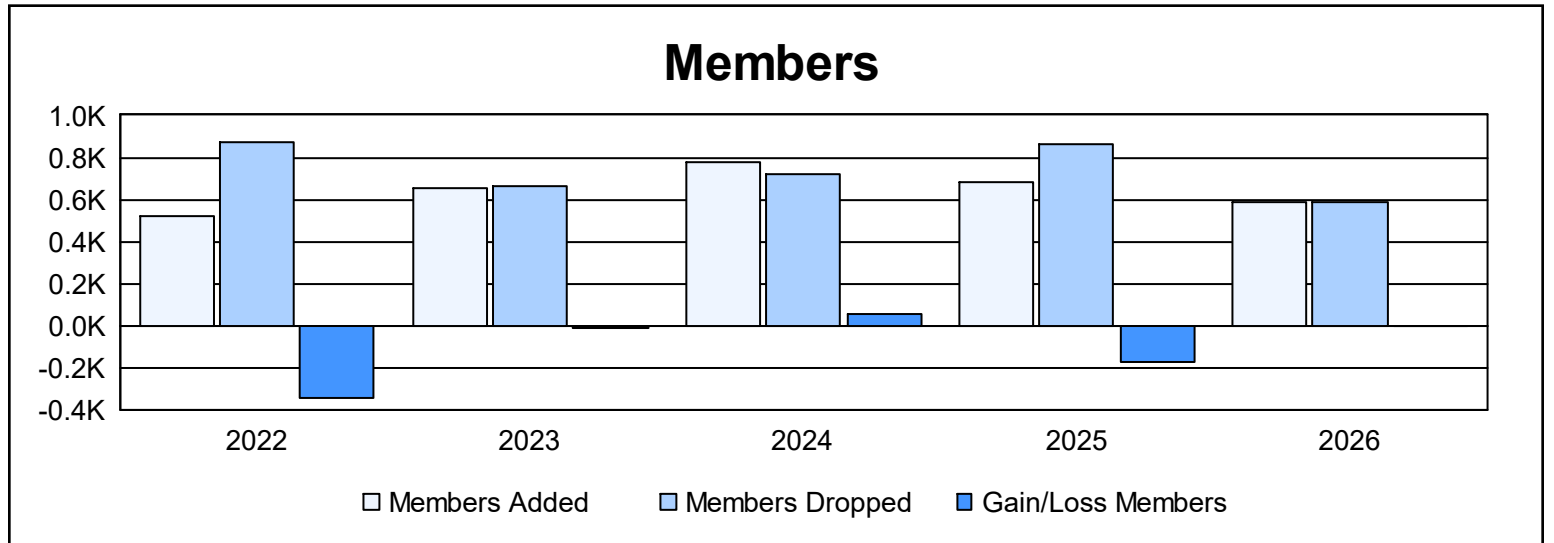
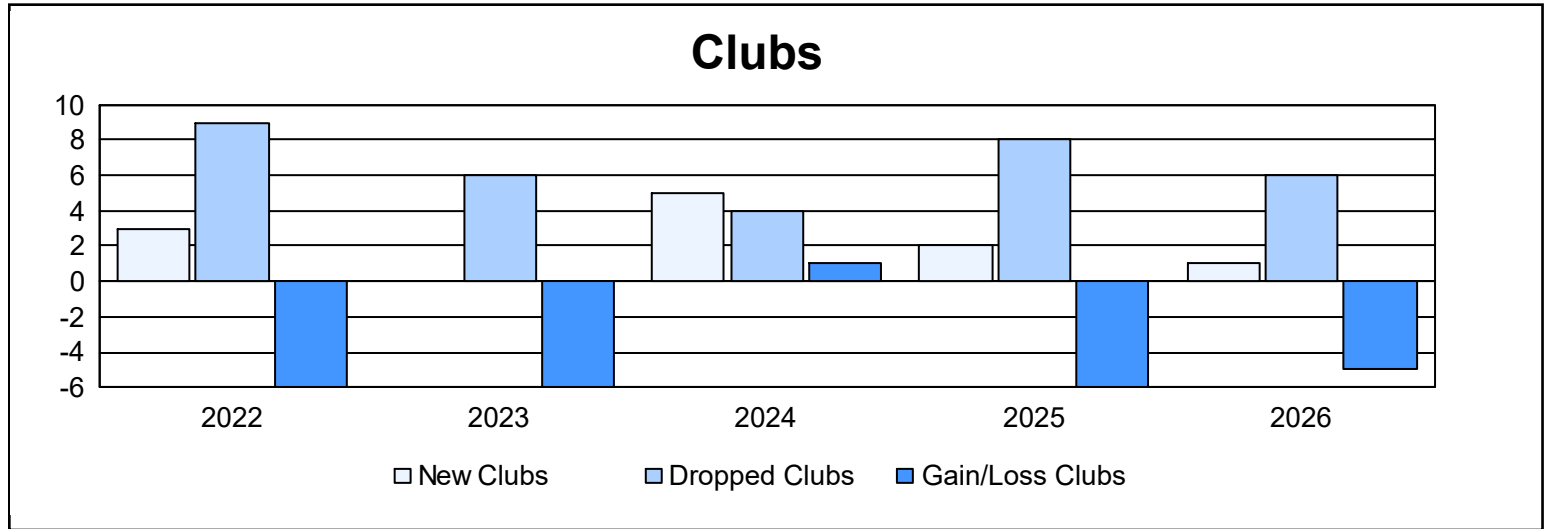


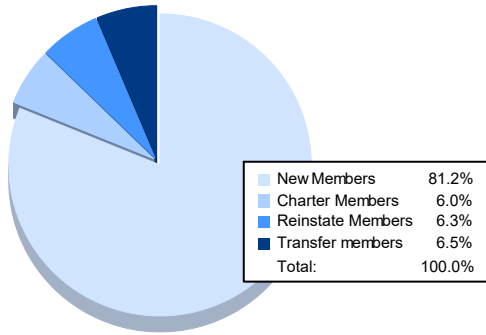
Multiple District N

As of April 2026 Cumulative

Year	New Clubs	Dropped Clubs	Gain/ Loss Clubs	New Members	Charter Members	Reinstate Members	Transfer Members	Total Member Added	Total Members Dropped	Gain/ Loss Members
2021-2022	3	9	-6	380	80	29	34	523	870	-347
2022-2023	0	6	-6	584	12	21	36	653	666	-13
2023-2024	5	4	1	593	119	32	30	774	720	54
2024-2025	2	8	-6	556	46	51	32	685	860	-175
2025-2026	1	6	-5	474	35	37	38	584	588	-4
Average	2	7	-4	517	58	34	34	644	741	-97



Membership Composition April 2026 Cumulative



Gender Composition April 2026 Cumulative

